

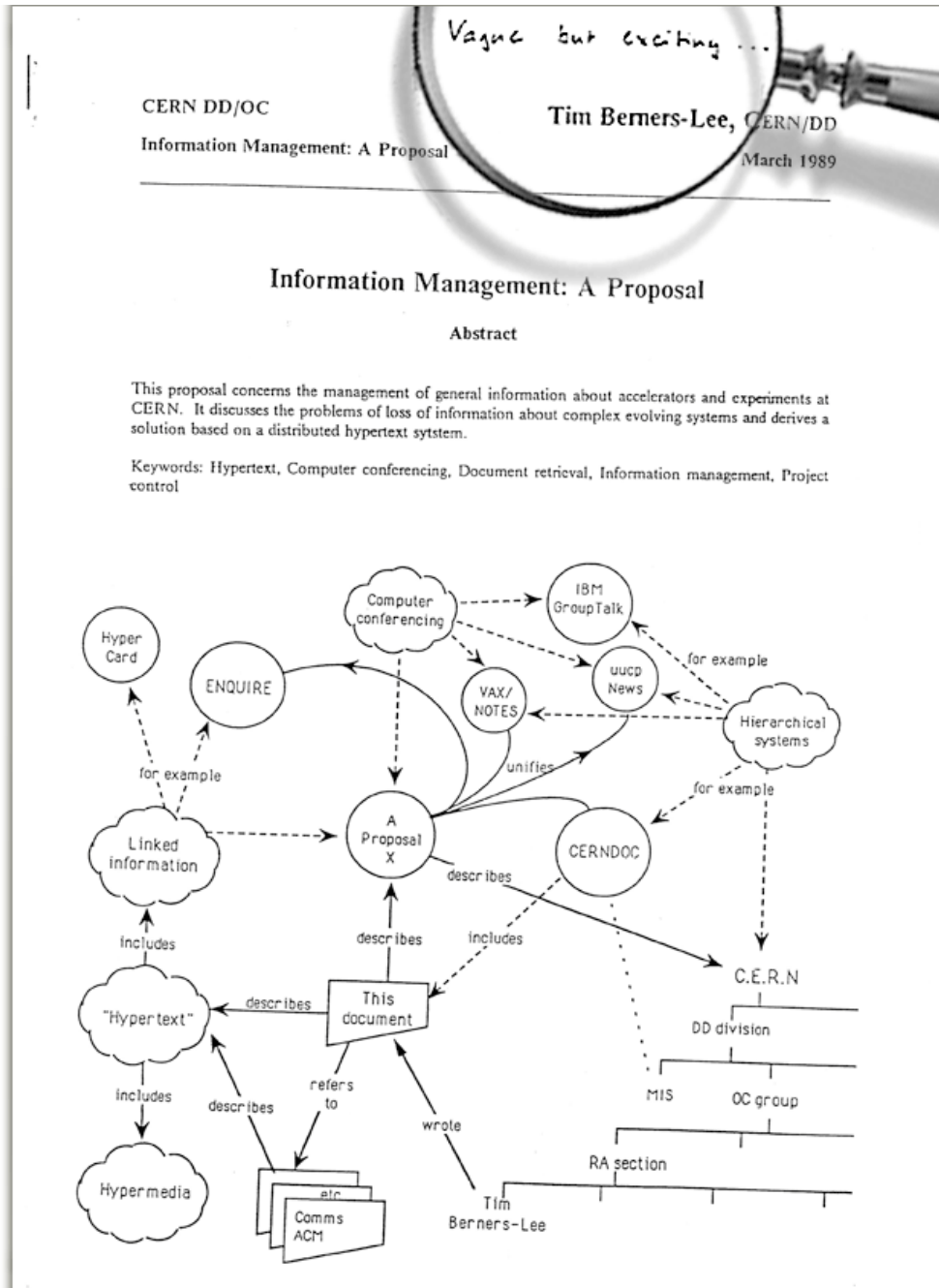
The World Wide Web at 25 and its Impact Across Africa

Bitange Ndemo, PhD.

Honorary Chair

Alliance for Affordable Internet

bndemo@bitangendemo.me

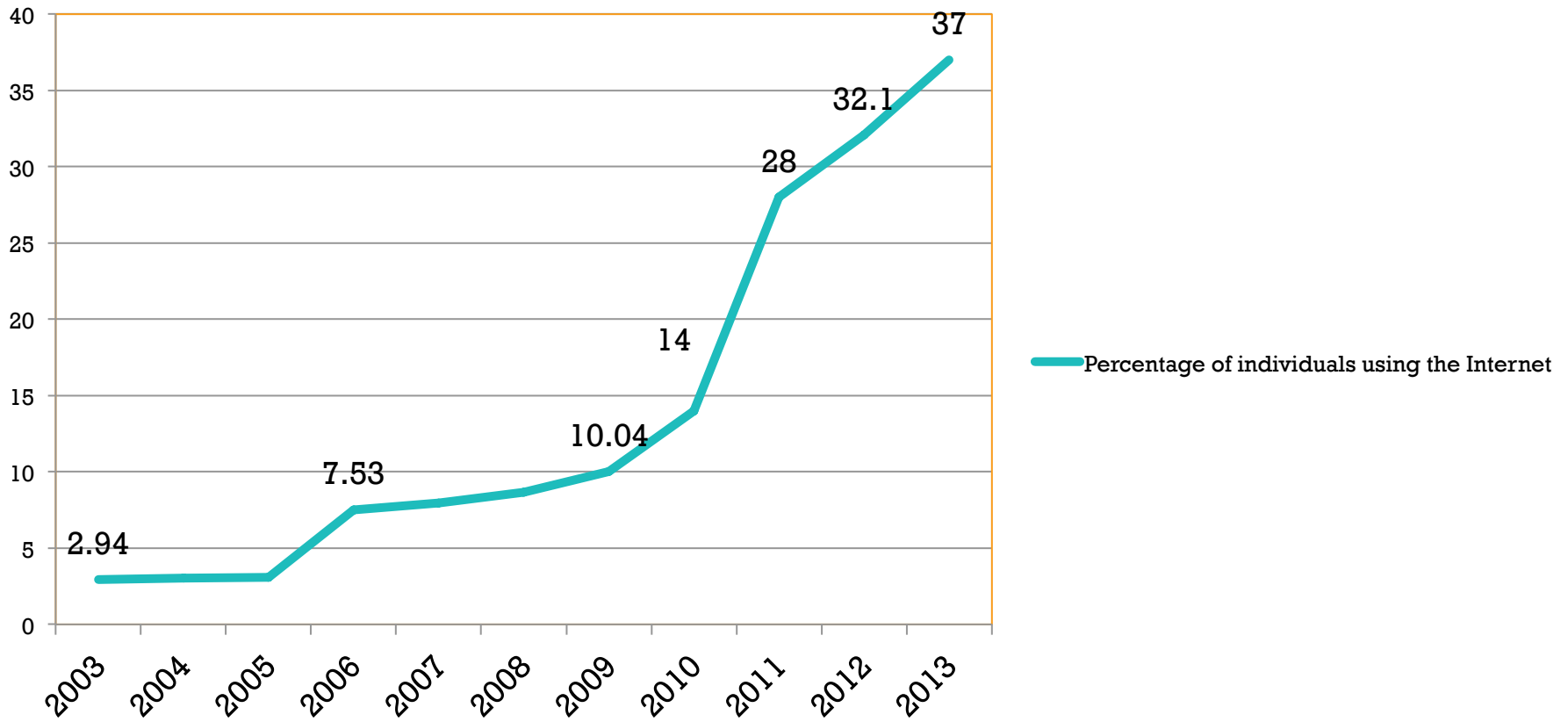


Sir Tim Berners-Lee's original proposal for the World Wide Web

(Photo Credit: CERN)

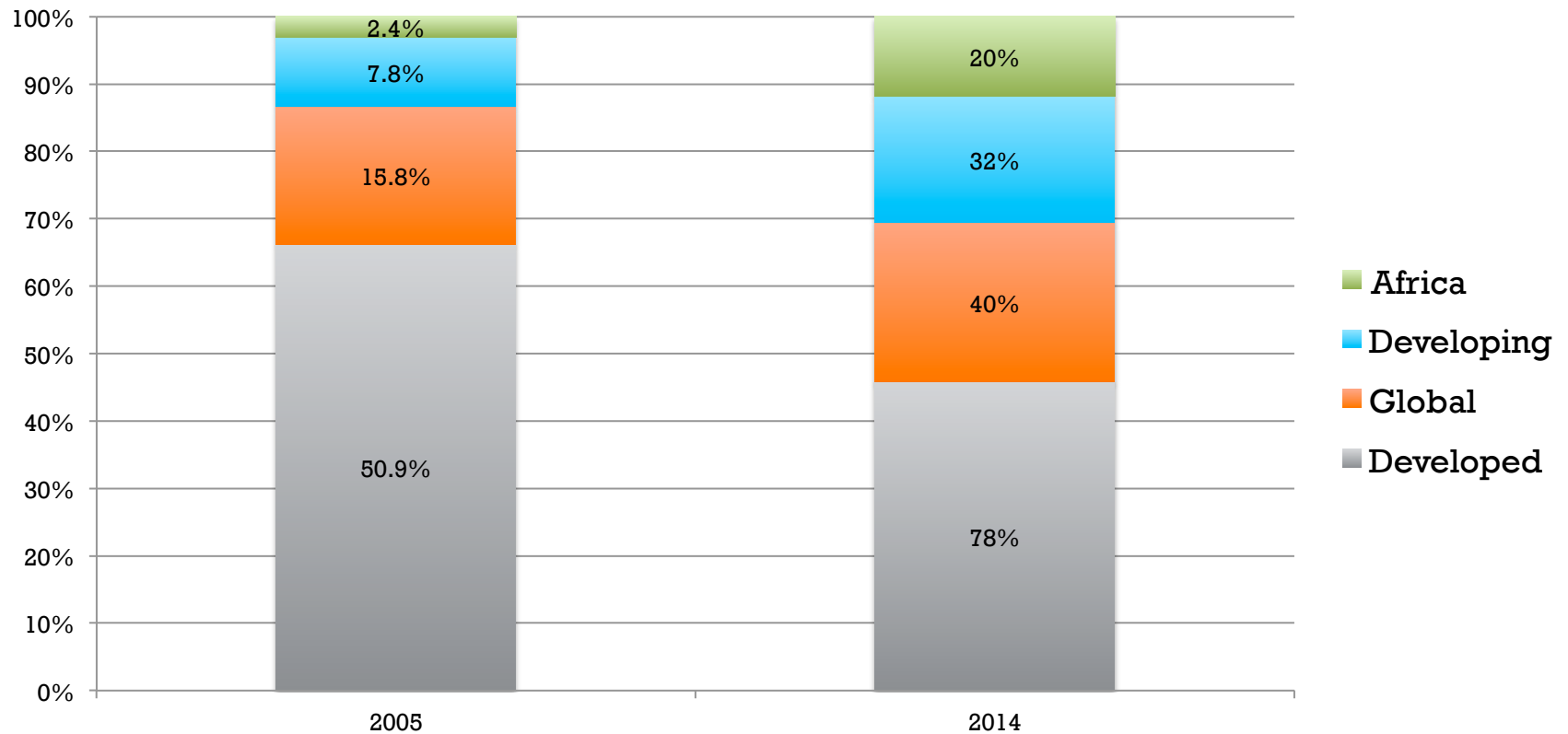
Internet usage in Kenya

Percentage of individuals using the Internet



Internet user penetration

Global distribution of people using the Internet (percentage), 2005 and 2014



The impact of the Web in Africa...



Web Foundation – 2013 Web Index (thewebindex.org)

- The world's first measure of the Web's contribution to social, economic and political development in 81 countries.
- Highest ranked African country = South Africa (35)
- Followed by Mauritius (40), Tunisia (44), Kenya (53)
- Seven of the 10 bottom countries from Africa



- Provides information to dairy farmers via Web-based application & SMS
- 11,000 registered users
- 42% of users have reported increased income
- Farmers who have been on iCow for 7 months have seen increased milk production of between 2-3 litres per animal per day, translating into average increased income of 25-30k per animal per year

Sources: iCow; HumanIPO

#affordableinternet

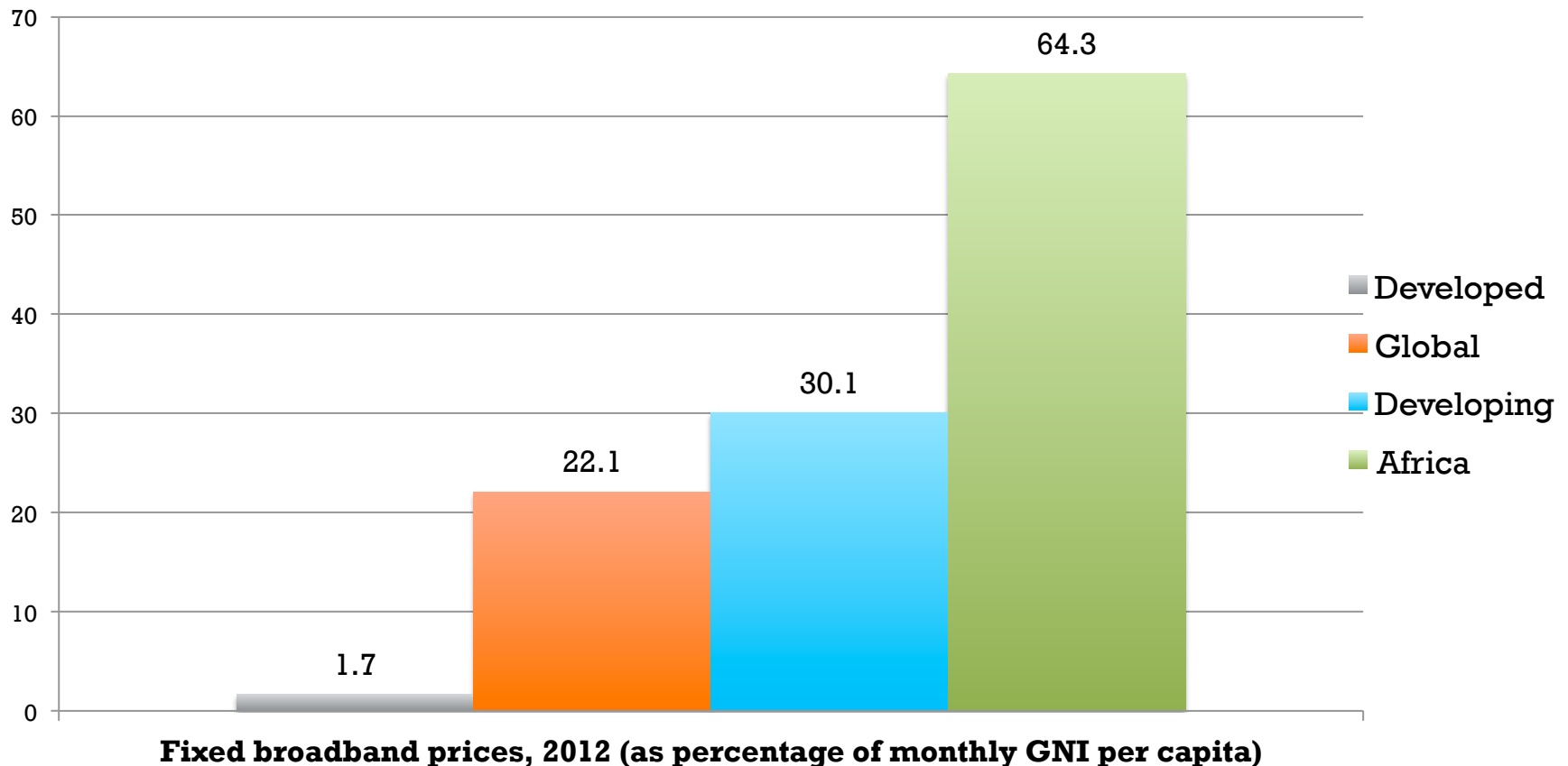


- Started as Android app in 2011; now has expanded to include SMS and a web platform
- Interactive platform to provide up-to-date agricultural information
 - Share updated advice about crop and animal production
 - Provide updated & accurate pricing information; Marketplace for buyers and sellers
- Platform allows farmers to post their products for sale & allows consumers to connect directly with farmers



Internet: largely unaffordable in Africa

Fixed broadband prices in Africa are, on average, 64% of GNI per capita.



Source: ITU, 2013

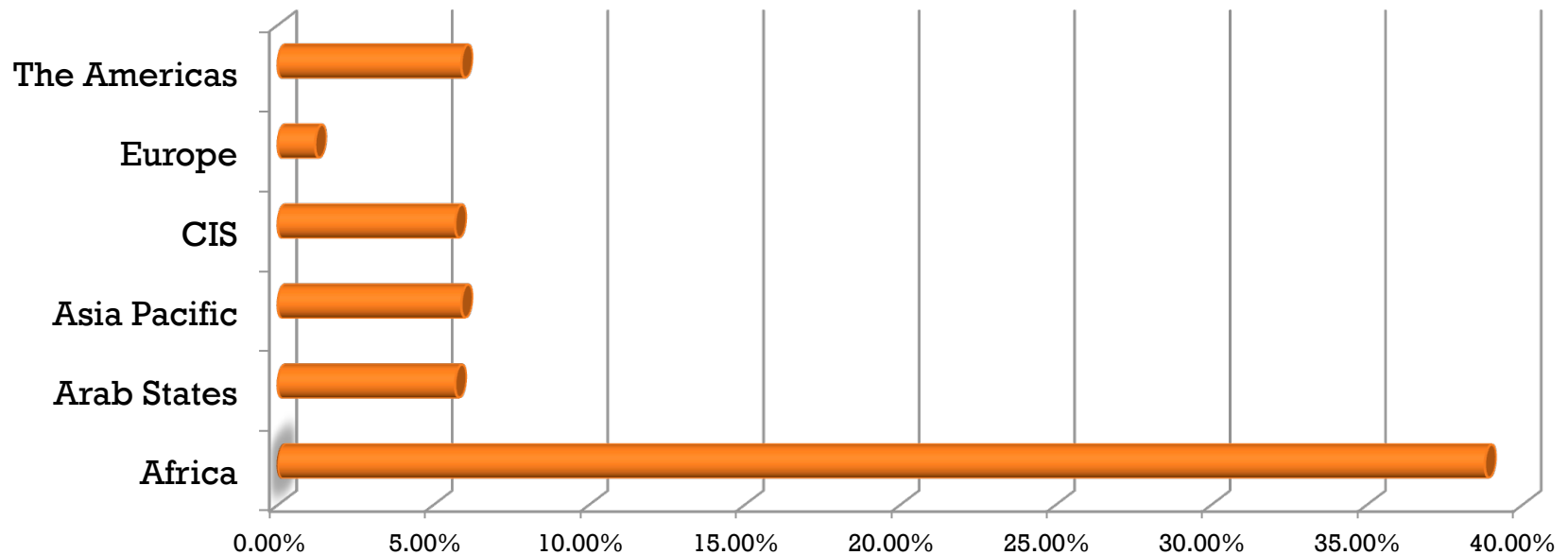
#affordableinternet

Mobile broadband affordability



Mobile broadband cheaper than fixed broadband services, but significantly more expensive in Africa

**Cost of a pre-paid 500MB Mobile Data bundle
(% monthly income)**





A skewed picture...

A4AI 2013 Affordability Report

- Examined the cost of broadband for those living on less than \$2 per day across 46 emerging and developing countries.
- Cost of entry-level broadband exceeds on average 40 percent of monthly income for people living on US\$2/day. In many countries exceeds 80 percent or even 100 percent of monthly income.
- Zambia: 10 million + people live in extreme poverty, would have to spend at least 35% of their income to afford mobile broadband services or 135% of their income to access fixed broadband.



WHO IS A4AI?

[#affordableinternet](https://twitter.com/affordableinternet)

A4AI: Mission



*Meet UN Broadband Commission
Broadband Target of entry-level broadband
services priced at less than 5% of average
monthly income.*

Strength in diversity...



Global sponsors



Private sector



Strength in diversity...




Public Sector / Academia



COMMONWEALTH
TELECOMMUNICATIONS
ORGANISATION



Civil Society / Foundations



Strength in diversity...



Local partners



How we work...



- All of these 60 organisations have signed up to promote, support and implement agreed best practices to drive down price of access.
- Blend of advocacy, research and on the ground actions.
- Already working directly with governments of Nigeria, Ghana and Mozambique – more soon.
- Includes areas of focus such as infrastructure sharing, taxation, open access and spectrum management.



Thank you!

Bitange Ndemo, PhD.

Honorary Chair

Alliance for Affordable Internet

bndemo@bitangendemo.me

www.a4ai.org

[@a4a_internet](https://twitter.com/a4a_internet)